


Living With The Arts Crafts Style: A Comprehensive Guide to Embracing Timeless Beauty



Miller's Arts & Crafts: Living with the Arts & Crafts Style

★★★★☆ 4.5 out of 5

Language : English
File size : 43040 KB
Text-to-Speech : Enabled
Enhanced typesetting : Enabled
Print length : 242 pages
Screen Reader : Supported



An to Arts and Crafts Style

The Arts and Crafts movement emerged in the late 19th century as a reaction to the mass-produced, ornate designs that dominated the Victorian era. Inspired by the ideals of John Ruskin and William Morris, Arts and Crafts proponents sought to create functional and beautiful objects that celebrated traditional craftsmanship and natural materials.

Key characteristics of Arts and Crafts style include:

- **Natural materials:** Wood, stone, leather, and textiles were favored over synthetic materials.
- **Handcrafted details:** Furniture and accessories often featured intricate carvings, joinery, and metalwork.

- **Simple forms:** Lines were clean and uncluttered, with an emphasis on functionality.
- **Harmony with nature:** Arts and Crafts homes were often designed to blend seamlessly with their surroundings, incorporating natural light and outdoor spaces.

Furniture and Lighting

Arts and Crafts furniture is renowned for its sturdy construction and timeless appeal. Common features include:

- **Solid wood frames:** Oak, mahogany, and cherry were popular choices for furniture makers.
- **Exposed joinery:** Joints were often left visible, showcasing the craftsmanship.
- **Comfortable upholstery:** Cushions were filled with natural materials like horsehair and down.
- **Simple lines:** Furniture forms were often simple and unadorned.

Lighting in Arts and Crafts homes was typically warm and inviting. Fixtures often featured natural materials like copper, iron, and glass.

Fabrics and Accessories

Textiles played a vital role in Arts and Crafts interiors. Fabrics were often handwoven and featured natural dyes. Common patterns included floral motifs, geometric designs, and William Morris's signature "wallpaper" prints.


Accessories were carefully chosen to complement the overall design scheme. Pottery, ceramics, and metalwork were often used to add decorative touches.

Creating an Arts and Crafts Home

Incorporating Arts and Crafts elements into your home décor can be a rewarding experience. Here are a few tips to help you get started:

- **Start with a neutral palette:** Colors should be muted and natural, such as shades of green, brown, and beige.
- **Choose natural materials:** Wood, stone, and textiles should be your primary choices for furniture and décor.
- **Focus on craftsmanship:** Look for pieces that are well-made and feature intricate details.
- **Bring in the outdoors:** incorporate natural light and outdoor spaces into your design.

Living with Arts and Crafts style is a celebration of beauty, functionality, and craftsmanship. By embracing the principles of this timeless design movement, you can create a home that is both inviting and inspiring. Whether you choose to incorporate a few key pieces or fully immerse yourself in the style, the Arts and Crafts aesthetic is sure to bring warmth and character to your living spaces.



Miller's Arts & Crafts: Living with the Arts & Crafts Style

★★★★☆ 4.5 out of 5

Language : English

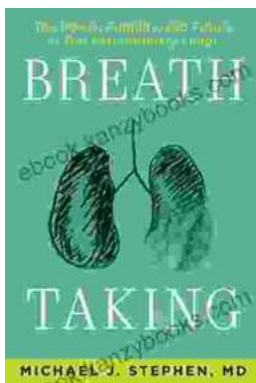
File size : 43040 KB

Text-to-Speech : Enabled

Enhanced typesetting : Enabled
Print length : 242 pages
Screen Reader : Supported


FREE

DOWNLOAD E-BOOK



What Our Lungs Teach Us About Our Origins, Ourselves, and Our Future

Our lungs, the unseen heroes of our existence, hold a treasure trove of profound knowledge that can guide us towards a deeper understanding of who we are and where we are...



Food Additives and Human Health: Unlocking the Secrets Behind Our Food

In the modern era, food additives have become an integral part of our food system. They have enabled the mass production, preservation, and enhancement...