


DIY Home Decor for St. Patrick's Day: Transform Your Home into a Green Oasis

St. Patrick's Day is a vibrant festival celebrated with fervor worldwide. It's a time to embrace the spirit of greenery, luck, and laughter. If you're looking to add some festive cheer to your home, DIY decorations are the perfect way to infuse your space with a touch of Irish charm.

Declutter and Refresh



DIY Home Decor for St. Patrick's Day: Easy and Fun St. Patrick's Day Decorations: St. Patrick's Day Decor

★★★★★ 5 out of 5

Language : English
File size : 28603 KB
Text-to-Speech : Enabled
Screen Reader : Supported
Enhanced typesetting : Enabled
Print length : 58 pages
Lending : Enabled



Before delving into DIY projects, take some time to declutter and refresh your space. Remove any unnecessary items and give your home a thorough cleaning. This will create a clear canvas for your festive decorations to shine.

Embrace the Green Hues

St. Patrick's Day is synonymous with the color green. Incorporate this vibrant hue into your decorations through various elements. Use green fabrics, paint, and accessories to create a sense of vitality and cheer.

1. Shamrock Garland

Create a whimsical shamrock garland by cutting out shamrock shapes from green construction paper or fabric. String them together using a ribbon or yarn and hang them from a mantle, window, or doorway.

2. Green Painted Vases

Transform ordinary vases or jars into festive pieces by painting them a vibrant shade of green. Use acrylic paint or spray paint for a polished look. Fill them with fresh flowers or greenery for a splash of color.

3. Green Table Runner

Add a festive touch to your dining table with a green table runner. Use a fabric of your choice, such as burlap, lace, or linen. Embellish it with shamrock shapes, Irish-inspired motifs, or simply stitch on a green ribbon.

4. Shamrock Wall Art

Create a unique piece of wall art by cutting out shamrock shapes from various shades of green paper. Arrange them on a canvas or a piece of cardboard to form a captivating design. Frame it for a finished look.

5. Irish-Inspired Pillows

Accessorize your couch or armchair with plush pillows featuring Irish-inspired designs. Choose fabrics with traditional motifs, such as Celtic knots, shamrocks, or even artwork by Irish artists.

6. Painted Leprechaun Hats

Add a touch of whimsy to your home with painted leprechaun hats. Find miniature leprechaun hats at a craft store or online. Paint them green or other festive colors and display them on a shelf or mantel.

7. Green Fairy Lights

Create a magical ambiance by stringing green fairy lights around your room. They can be wrapped around furniture, hung from a ceiling, or used to illuminate a festive centerpiece.

Add a Touch of Gold

Gold is a traditional color associated with St. Patrick's Day, representing wealth and prosperity. Incorporate subtle touches of gold into your decorations to add a touch of elegance.

8. Gilded Shamrock Ornaments

Create gilded shamrock ornaments by painting small wooden shamrocks with gold paint. String them together with a ribbon or wire to hang on a tree or mantle.

9. Gold Painted Picture Frames

Give ordinary picture frames a festive makeover by painting them gold. Insert photos of Ireland, Irish landscapes, or even your family in a festive setting.

Accessorize with Irish Treasures

Showcase your Irish heritage or love for the Emerald Isle by incorporating authentic Irish treasures into your decorations.

10. Claddagh Ring Garland

Create a charming garland by stringing together small Claddagh rings. Claddagh rings symbolize love, friendship, and loyalty, making them a meaningful addition to your St. Patrick's Day decor.


11. Irish Mug Display

Gather your collection of Irish mugs or teacups and display them prominently on a shelf or counter. Fill them with shamrock-shaped cookies or traditional Irish treats for a touch of authenticity.

12. Celtic Knot Trivet

Create a functional and decorative Celtic knot trivet using a wooden board and a jigsaw. Transfer the Celtic knot design onto the wood and cut it out. Finish it with a sealant or stain for a polished look.

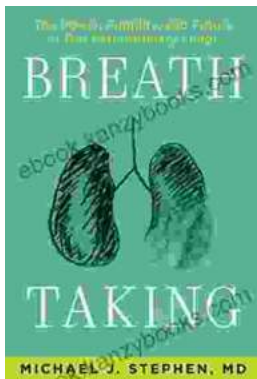
DIY home decor for St. Patrick's Day is a fantastic way to celebrate the festival and bring a touch of Irish cheer into your space. From vibrant green hues to shimmering gold accents and authentic Irish treasures, let your creativity flow and transform your home into a festive oasis. With these inspiring ideas, you can create a memorable St. Patrick's Day celebration that will bring joy and luck to your home!



DIY Home Decor for St. Patrick's Day: Easy and Fun St. Patrick's Day Decorations: St. Patrick's Day Decor


★★★★★ 5 out of 5

Language : English
File size : 28603 KB
Text-to-Speech : Enabled
Screen Reader : Supported
Enhanced typesetting : Enabled
Print length : 58 pages
Lending : Enabled



What Our Lungs Teach Us About Our Origins, Ourselves, and Our Future

Our lungs, the unseen heroes of our existence, hold a treasure trove of profound knowledge that can guide us towards a deeper understanding of who we are and where we are...



Food Additives and Human Health: Unlocking the Secrets Behind Our Food

In the modern era, food additives have become an integral part of our food system. They have enabled the mass production, preservation, and enhancement...